

EARLY YEARS FOUNDATION STAGE

% achieving Good Level of Development	National	Parkside	TRUST GLD
2017	70	65	67 (-3)
2018	71	73	72 (+1)
2019	72	70	74 (+2)
Three year trend	+2	+5	+7
2020 Target			

- There has been a dip in GLD in 2019 as a result of which Parkside is 2% below national. However this is not significant. Differences are likely to be cohort related as progress throughout EYFS remains strong.
- Monitoring and quality assurance evidences that teaching and learning requires some improvement in F2 at Parkside as a result of NQT

Year 1 Phonics

% achieving Year 1 Phonics	National	Parkside	TRUST
2017	81	66	73 (-8)
2018	83	68	78 (-5)
2019	82	76	79 (-3)
Three Year Trend	+2	+10	+6
2020 Target		70%	

- There has been a 10% increase from 2017 in the percentage of pupils reaching the expected standard
- As a result the gap between national is closing at Parkside and is now -6%

KEY STAGE 1

Reading % at Expected standard or above	National %	Parkside	TRUST
2017	76	59	70 (-6)
2018	76	71	68 (-8)
2019	75	67	71 (-4)
Three year trend	-1	+8	+1
2020 Target		72.41	

Reading % at Greater depth within the Expected standard	National %	Parkside	TRUST
2017	25	11	11 (-14)
2018	26	29	19 (-7)
2019	25	20	19 (-6)
Three year trend	0	+9	+8
2020 Target		17.24	

Writing % at Expected standard or above	National %	Parkside	TRUST
2017	68	59	57 (-11)
2018	70	68	65 (-5)
2019	69	67	64 (-5)
Three year trend	+1	+8	+7
2020 Target		62.07	

PIONEER ACADEMIES COMMUNITY TRUST

Outcomes July 2019 & Targets 2020

Writing % at Greater depth within the Expected standard	National %	Parkside	TRUST
2017	16	7	4 (-12)
2018	16	16	13 (-3)
2019	15	7	16 (+1)
Three year trend	-1	0	+12
2020 Target		13.79	

Maths % at Expected standard or above	National %	Parkside	TRUST
2017	75	59	66 (-9)
2018	76	68	70 (-6)
2019	76	67	72 (-4)
Three year trend	+1	+8	+6
2020 Target		75.86	

Maths % at Greater depth within the Expected standard	National %	Parkside	TRUST
2017	21	15	10 (-11)
2018	22	26	16 (-6)
2019	22	17	19 (-3)
Three year trend	+1	+2	+9
2020 Target		17.24	

COMBINED RWM at KEY STAGE 1 62.07% and GDS at KS1 combined 10.34%

PIONEER ACADEMIES COMMUNITY TRUST

Outcomes July 2019 & Targets 2020

Parkside

- Reading
2019 outcomes in reading are -5% below national averages - There is a drop in the percentage of pupils attaining at the expected standard and at greater depth in reading – this could be cohort related.
- Writing
2019 outcomes at the expected standard are similar to 2018 and are in line with national average. There is a drop in the number of pupils attaining at greater depth resulting in outcomes that are below national (gap of -8%)
- Mathematics
Outcomes at the expected standard are similar to 2018 and remain below national average in 2019. Outcomes at greater depth have dipped to below national.

KEY STAGE 2

Progress scores – 2017-2019

At this stage the progress scores for 2019 are provisional. More accurate information will be available in the autumn term.

Key

Well above average	Above average	Average	Below average	Well below average
--------------------	---------------	---------	---------------	--------------------

	Parkside		
	2017	2018	2019
Reading	2.3	3.0	0.6
Writing	1.5	2.7	-2.3
Maths	2.8	2.3	1.4

At Parkside progress scores fall within the average band for all three subjects. Whilst this is a dip from 2018, attainment is above average for Reading, EGPS and Maths.

KS2 pupils attaining the Expected standard at end of Y6

2019-20 * Cohort of 26. *** Mobility 38.4% as 10 children did not get their KS1 result at Parkside**

Reading % at Expected standard or above	National %	Parkside	TRUST
2017	71	77	69 (-2)
2018	75	81	69 (-4)
2019	73	80	71 (-2)
Three year trend	+2	+3	+2
2020 Target		69.23	

Reading % at Greater Depth	National %	Parkside	TRUST
2017	24	16	13 (-11)
2018	28	55	31 (+3)
2019	27	35	26 (-1)
Three Year Trend	+3	+19	+13
2020 Target		26.92	

PIONEER ACADEMIES COMMUNITY TRUST
Outcomes July 2019 & Targets 2020

EGPS% at Expected standard or above	National %	Parkside	TRUST
2017	77	77	77(=)
2018	78	77	69 (-9)
2019	78	100	73 (-5)
Three year trend	+1	+23	-4
2020 Target		? use reading?	

EGPS % at Greater Depth	National %	Parkside	TRUST
2017	30	27	18 (-12)
2018	34	39	26 (-8)
2019	36	50	25 (-11)
Three Year Trend	+6	+23	+7
2020 Target		? use reading ?	

Maths % at Expected standard or above	National %	Parkside	TRUST
2017	75	83	75 (=)
2018	76	87	75 (-1)
2019	79	95	77 (-2)
Three year trend	+4	+12	+2
2020 Target		80.77	

Maths % at Greater Depth	National %	Parkside	TRUST
2017	22	23	14 (-8)
2018	23	39	25 (+2)
2019	27	40	20 (-7)
Three Year Trend	+5	+17	+6
2020 Target		7.69	

PIONEER ACADEMIES COMMUNITY TRUST
Outcomes July 2019 & Targets 2020

Writing % at Expected standard or above	National %	Parkside	TRUST
2017	76	83	72 (-4)
2018	78	87	79 (+1)
2019	78	70	68 (-10)
Three year trend	+2	-13	-4
2020 Target		69.23	

Writing % at Greater Depth	National %	Parkside	TRUST
2017	17	16	13 (-4)
2018	20	29	18 (-2)
2019	20	20	19 (-1)
Three Year Trend	+3	+4	+6
2020 Target		11.54	

Combined % at Expected standard or above	National %	Parkside	TRUST
2017	61	73	56 (-5)
2018	64	74	60 (-4)
2019	65	55	51 (-14)
Three year trend	+4	-18	-5
2020 Target		61.54	

PIONEER ACADEMIES COMMUNITY TRUST Outcomes July 2019 & Targets 2020

Combined % at Greater Depth	National %	Parkside	TRUST
2017	8	10	5 (-3)
2018	10	13	9 (-1)
2019	10	10	6 (-4)
Three Year Trend	+2	0	+1
2020 Target		3.85	

Key Stage 2 Average scaled score

Reading	National	Parkside
2017	104	104
2018	105	106
2019	104	106

Maths	National	Parkside
2017	104	105
2018	104	105
2019	105	108

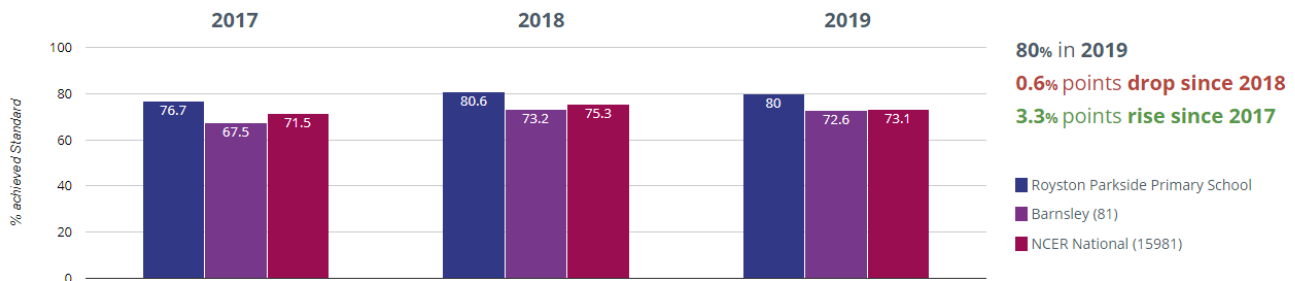
EGPS	National	Parkside
2017	106	106
2018	106	106
2019	106	109

KEY STAGE 2 - PARKSIDE

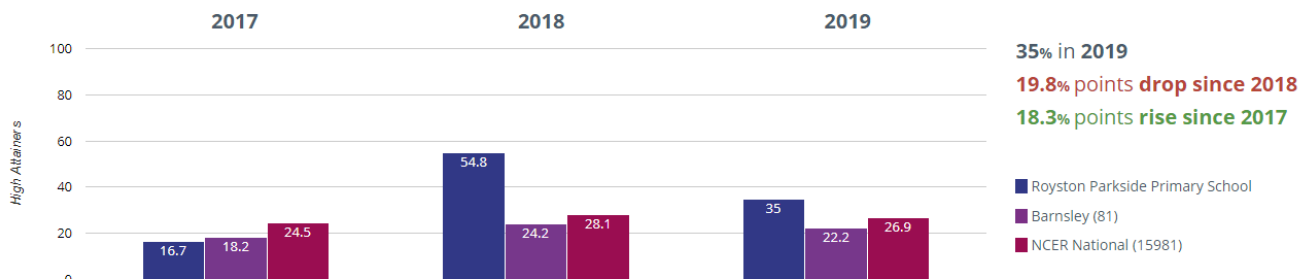
Parkside

- Key Stage 2 attainment remains strong in all measures, although for the first year ever, has dipped to below national in writing.
- Attainment is particularly strong in Mathematics where all but 1 pupil attained the expected standard or above and in EGPS where 100% of pupils attained at the expected standard or above.
- Attainment in combined reading, writing and maths has fallen to 55% (from 74% in 2018). This is as a result of 3 pupils (which is equal to 15%) not attaining in writing.
- Attainment at greater depth within the expected standard (GDS), whilst below 2018, is above national in reading, EGPS and mathematics and equal to national in writing and combined RWM.
- Attainment in mathematics demonstrates particularly strong outcomes for pupils with +16% at EXS and +13% at GDS when compared to national
- Average scaled scores remain above national in all measures
- Progress measures are within the average band

Reading - achieved standard

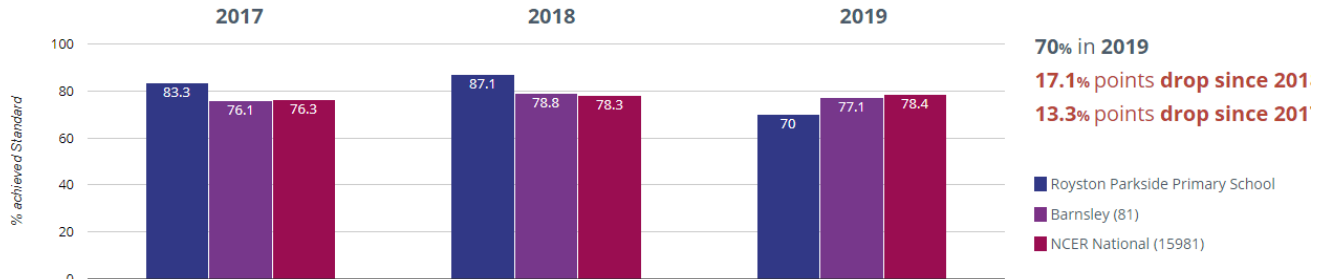


Reading - high attainers

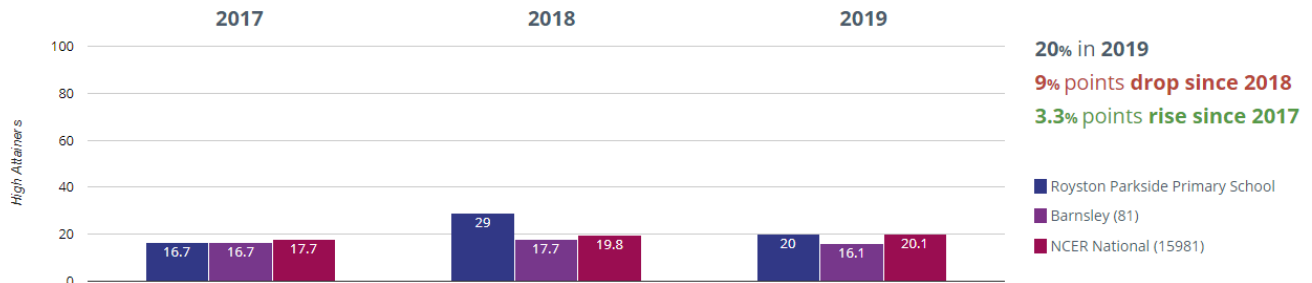


KEY STAGE 2 - PARKSIDE

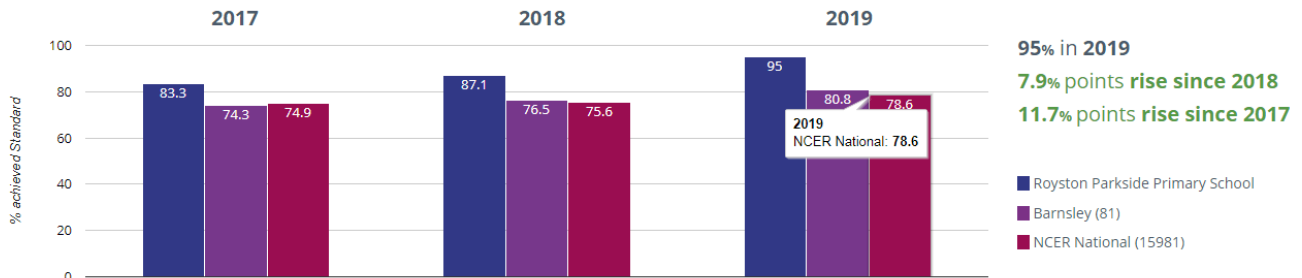
✍ Writing - achieved standard



✍ Writing - high attainers



+ Maths - achieved standard



+ Maths - high attainers

