



PARKSIDE PRIMARY ACADEMY

Remote Learning

At Parkside, we believe it is so important for your child to receive the best education. During these testing times, we are all learning new ways to make this possible.

In the event that your child's bubble closes due to Covid 19, then we will continue their learning through Class Dojo.

Class Dojo is an online platform that we can post lessons, videos, activities and worksheets for your children to complete which are at their level. We already use Class Dojo as a reward system in school and we feel this is important to continue when children are learning at home so you can see when they've been rewarded dojos!

With Class Dojo, your child's teacher will be able to see the work they have completed and provide feedback on it. They will also be able to see who has accessed the work and who hasn't.

If your child has access to the internet, whether it is a laptop, tablet or phone, they will still be able to see and complete all of their learning. If your child does not have access to the internet, we will provide work for them through paper copies.

In the event your child's bubble closes, they will be given an exercise book and writing equipment (that they have been using in class) in order to carry out their learning activities.

How to access Class Dojo

You will first need to download the Class Dojo app on the device you wish to use. This is a free app. If you are using a laptop just visit ClassDojo.com (it works better with google chrome).

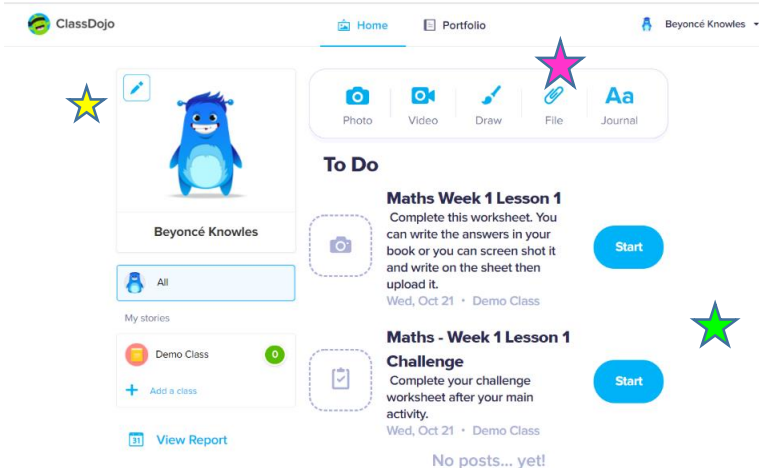
Your child will receive their own QR code poster (in their homework book – KS2 and reading record – KS1) which will explain how to access their student account.



For those who don't have a device with a camera please get in touch with school and we can email you a link which your child can use.

Student Home Page

When your child has accessed their account it will take them to their home page.

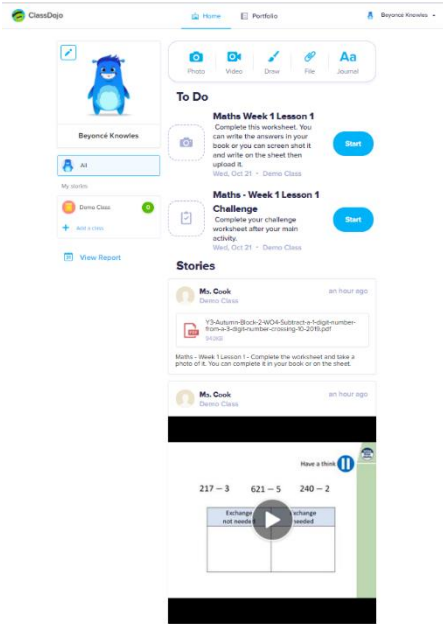


On this page, you will see the activities set by the class teacher and their class story.

From this page, your child can **personalise their avatar**, **complete activities set** by their teacher and **add to the class story in a number of ways**. (Anything posted on the class story will be approved by the teacher first).

Class Story

Underneath your child's to do list is their class story.



This class story will show any activities or videos that will support your child's learning. As you can see in this story, there is a video for pupils to watch before they attempt their worksheet.

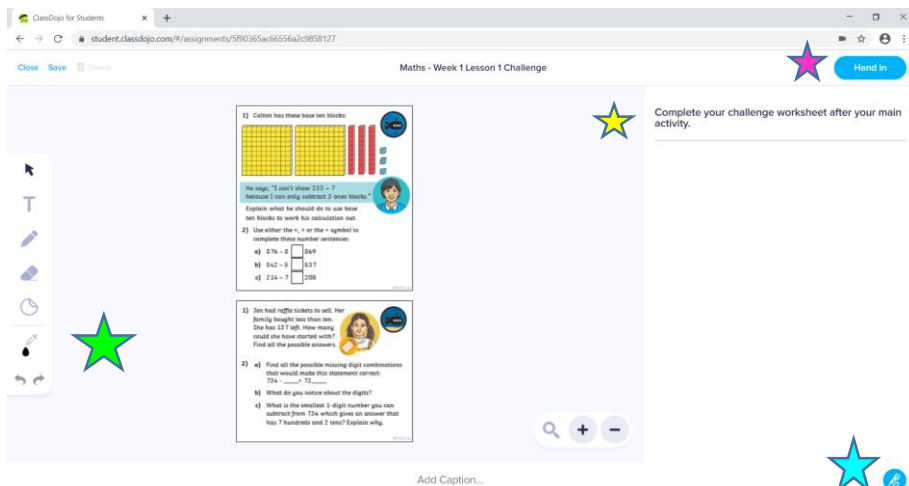
The class story will allow the teacher to communicate, upload videos, add links and set reminders to help learning.

The class story is also a place for your child to post anything that they have been up to. If they have done anything extra creative or are proud of something, we would love to see it!

Completing an activity

When your child starts an activity, it will give instructions on how to complete it.

They may need to upload/take a photo of their work, complete a worksheet, record an explanation or write something.



This activity asks the child to **complete the worksheet**. They can **use the tabs at the side** to write on the worksheet and rub out any mistakes. If they want to explain anything they have done or are confused about anything – **children can add a voice note**.

Once they have finished, they click the **hand in button**. Their teacher will be able to comment on their work and even return it if there are any mistakes or misunderstandings.

Please remember we are here to help if you have any issues so do not hesitate to email school. Also, we are fully aware our children are a lot more tech savvy than us and will probably be able to access the platform without any problems. To help, we will be showing children when they are in class how to log in so that they will already know how to use it.